

RATDS HARDCORE



Hardcore Raids Guide – Get Ready for the Ultimate Challenge!

The most challenging content yet has arrived! Hardcore Raids are an extreme version of classic raid encounters, designed to push even the most seasoned groups to their limits. In this mode, enemies are tougher, faster, and deadlier, with new mechanics and phases that demand perfect coordination.

This is not content for casual adventurers — only groups made up of late-game or fully maxed-out characters with optimized gear and well-practiced strategies will stand a chance. If you thought you had mastered everything... think again.

What Are the Hardcore Raids Like?

Hardcore Raids are a tougher, high-level version of traditional raids. Every encounter demands attention, strategy, and a well-coordinated team. Here's what sets them apart:

🔥 Stronger, More Resilient Enemies

Monsters have significantly more health and resistances. A good DPS alone won't be enough—**teamwork is essential** to bring them down efficiently.

🛡️ Tank Role is Mandatory

Enemies hit hard. You'll need a character who can tank: someone who draws aggro and soaks up damage, so the rest of the team can attack and apply debuffs without getting wiped.

♥️ Limited Healing

Healing is restricted. Potions and snacks have long cooldowns, making survival tougher. That's why bringing a support or healer is critical, especially to keep your tank alive.





Interactive Map Elements

The maps feature **interactable objects** scattered throughout. Don't hesitate to **click** on them—they might grant powerful temporary effects that help you push through tough encounters.



Types of Monster Encounters

- **Large camps:** High monster density. Great for well-prepared groups.
- **Small camps:** Fewer enemies, but much deadlier. Don't underestimate them.
- **Protected elites:** Key objectives surrounded by annoying mobs whose only purpose is to disrupt and protect the Elite. You don't have to kill them all, but expect interference.

Leash Limits

Unlike normal raids, enemies **won't chase you indefinitely**. If they move too far from their zone, they'll quickly retreat to their spawn point. Pulling too many mobs too far can cause them to reset and force you to start over.

Single-Target Mechanics

All enemies use **single-target attacks**, designed to hit only one character. This encourages **melee fighters** to get in close—as long as the tank has aggro, they'll be safe from direct hits.





Recommended Role Composition

In **Hardcore Raids**, not only are the enemies more lethal, but **group survival is significantly more demanding**. To succeed, it's essential to apply classic MMORPG strategies by forming a balanced team with the traditional roles: **Tank, Healer, and DPS**.

Tank

The tank should be the first to engage. Their job is to **draw enemy aggro** and **absorb** most of the damage, acting as a **protective wall** for the rest of the group.



Healer / Support

Responsible for **keeping the tank and team alive** by healing incoming damage and cleansing negative effects when needed. This role is crucial, especially with **limited access to external healing items**.



DPS and Debuffers

Their role is to deal **consistent damage** to eliminate enemies. DPS players can focus purely on raw damage or combine it with **debuffs** that weaken enemies, making them easier to bring down.



Strong synergy between these three roles will greatly increase your chances of success in Hardcore Raids. Strong synergy between these three roles will greatly increase your chances of success in Hardcore Raids.

How Should We Gear Up?

Now that you understand the importance of each role, it's time to gear up your character with the *right equipment to tackle Hardcore Raids*. Below is a basic guide with recommended gear for each role.



With this gear setup, you'll go from a humble defender to a true *iron wall*, capable of withstanding heavy blows and holding aggro with ease.

Classes

Very good

Normal

Normal

Good

Weapons

	[PvE] Dragon Bone Sword	CLv 70	
	[PvE] Dragonslayer	CLv 80	
	[PvE] Draconian Crossbow	CLv 70	
	[PvE] Dragon Crystal Crossbow	CLv 80	

Weapons Shell Options (preference)

A	Defense SP points +X	13	20
A	HP/MP SP points +X	13	20
S	SP points in every stat +X	9	12






















Armors

	[PvE] Dragonslayer Armour	CLv 80	
--	---------------------------	--------	--





Armour Shell Options (preference)

A	Melee defence +X	175	225
A	Ranged defence +X	175	225
A	Magic defence +X	175	225
S	Overall defence +X%	20	30
A	Recovery item efficiency +X%	45	60
B	Enemy's critical damage -X%	24	36





Accessories

 Precious Dragon Horn Crown	CLv 80				
 Dragon Mask	CLv 80				
 Dragon Claw Ring	CLv 80	 Cellon 10	4 Slots		
 White Dragon Necklace	CLv 80	 Cellon 10	4 Slots		
 Carved Dragon Bracelet	CLv 80	 Cellon 10	4 Slots		
 Erenia's Ancient Gloves					CLv 55
 Zenas' Luxury Heels					CLv 55
 Fernon (Fire) (ALL ELEMENTS)	 Max 85%				 +35%

Trophies

Blessed Shield	 Blessed Shield I	 Blessed Shield II	 Blessed Shield III	 Blessed Shield IV
----------------	--	---	--	---





Artifacts

 [5-Star] Kenko's Defensive Troop Flower
 [5-Star] Kenko's Defensive Troop Feather
 [5-Star] Kenko's Defensive Troop Goblet
 [5-Star] Kenko's Defensive Troop Hourglass

Costumes

 Groovy Beach Hat (Permanent)	Lv 20	Unisex				
 Groovy Beach Costume (Permanent)	Lv 20	Unisex				
 Snowflake Costume Wings			Lv 20	Any class		
 Ancelloan Costume Wings			Lv 20	Any class		
 Ice Witch Hat (Permanent)	Lv 20	Unisex				
 Ice Witch Costume (Permanent)	Lv 20	Unisex				
 Ice Witch Costume Wings			Lv 20	Any class		

Specialist Wings

 Titan Wings	 Titan Wings
 [PvE] Jade Wings	 [PvE] Jade Wings

*Remember, this is just a suggestion. For more options, check out our Wiki





HEALER

This set will turn you into a **reliable and effective healer**. As long as you're standing, no one falls. Focus on healing power, cooldown reduction, and cleansing abilities.

Classes

 **Bad**  **Bad**  **Very good**  **Normal**



Weapons

 [PvE] Dragonslayer	CLv 80	
 [PvE] Dragon Crystal Crossbow	CLv 80	

Weapons Shell Options (preference)

B	Reduced MP Consumption: X%	15	21
A	HP/MP SP points +X	13	20
S	SP points in every stat +X	9	12



























Armors

 [PvE] Dragonslayer Armour	CLv 80	
---	--------	---

Armour Shell Options (preference)

A	Melee defence +X	175	225
A	Ranged defence +X	175	225
A	Magic defence +X	175	225
S	Overall defence +X%	20	30
B	Enemy's critical damage -X%	24	36

Accessories

 Precious Dragon Horn Crown	CLv 80				
 Dragon Mask	CLv 80				
 Dragon Claw Ring	CLv 80	 Cellon 10	4 Slots		
 White Dragon Necklace	CLv 80	 Cellon 10	4 Slots		
 Carved Dragon Bracelet	CLv 80	 Cellon 10	4 Slots		
 Amon's Draconic Helmet	CLv 55	Any class			
 Archangel's Forgotten Mask	CLv 55				
 Cerinia's Beast Necklace	CLv 55	 Cellon 10	4 Slots		
 Kirollas' Mystical Ring	CLv 55	 Cellon 10	4 Slots		
 Feron's Divine Bracelet	CLv 55	 Cellon 10	4 Slots		
 Erenia's Ancient Gloves	CLv 55				
 Zenas' Luxury Heels	CLv 55				




























Trophies

Cursed Totem	Cursed Totem I	Cursed Totem II	Cursed Totem III	Cursed Totem IV
--------------	----------------	-----------------	------------------	-----------------

Artifacts

	[5-Star] Holy Light Imbued Flower
	[5-Star] Holy Light Imbued Feather
	[5-Star] Holy Light Imbued Goblet
	[5-Star] Holy Light Imbued Hourglass

Costumes

	Easter Bunny Party Hat (Permanent)	Lv 20	Unisex	Any class
	Heavenly Knight's Helm (Permanent)	Lv 20	Unisex	   
	Dracula Costume (Permanent)	Lv 20	Unisex	   
	Chrome Digizoid Silverbody (Permanent)	Lv 20	Unisex	   
	Tropical Costume (Permanent)	Lv 20	Unisex	   
	[Novice] Death Lancer Murderwings (Permanent)	Lv 20	   	
	Pixie Costume Wings	Lv 20	Any class	

Specialist Wings

Fairy Wings	Fairy Wings
-------------	-------------

*Remember, this is just a suggestion. For more options, check out our Wiki



DPS

With this selection, you'll go from dealing decent damage to absolutely shredding enemy groups. Depending on your style, you can focus on burst, sustained damage, or debuff-heavy

Classes


 **Good**


 **Good**


 **Good**


 **Good**

Weapons

 **[PvE] Dragonslayer**

CLv 80 


 **[PvE] Dragon Crystal Crossbow**


CLv 80 

Weapons Shell Options (preference)

A	Attack SP points +X	13	20
A	Element SP points +X	13	20
S	SP points in every stat +X	9	12
A	Attack power +X	160	225
S	Overall damage +X%	12	20
S	Damage in Hellbound maps +X%	19	29
A	[PvE] Overall damage +X%	10	18
B	Damage against animals +X%	10	18
B	Damage against plants +X%	10	18
B	Damage against demons +X%	10	18
A	Damage against angels +X%	10	18
C	Critical chance +X%	8	15
C	Critical damage +X%	45	70
C	15% magic softcrit chance: X%	10	31
B	Fairy's Element +X%	6	12

Armors









 **[PvE] Dragonslayer Armour**

CLv 80 









Armour Shell Options (preference)

A	Melee defence +X	175	225
A	Ranged defence +X	175	225
A	Magic defence +X	175	225
S	Overall defence +X%	20	30
A	Recovery item efficiency +X%	45	60
B	Enemy's critical damage -X%	24	36






Accessories

	Amon's Draconic Helmet	CLv 55	Any class
	Archangel's Forgotten Mask	CLv 55	
	Cerinia's Beast Necklace	CLv 55	Cellon 10 4 Slots
	Kirollas' Mystical Ring	CLv 55	Cellon 10 4 Slots
	Fernon's Divine Bracelet	CLv 55	Cellon 10 4 Slots
	Erenia's Ancient Gloves	CLv 55	
	Zenas' Luxury Heels	CLv 55	
	Fernon (Fire) (ALL ELEMENTS)	Max 85%	+35%














































Trophies

Warmage's Casting Gem	 Warmage's Casting Gem I	 Warmage's Casting Gem II	 Warmage's Casting Gem III	 Warmage's Casting Gem IV
Hunter's Bow	 Hunter's Bow I	 Hunter's Bow II	 Hunter's Bow III	 Hunter's Bow IV









Artifacts

	Lord Quarry Artifact Set
	Burning Fire Artifact Set
	Frozen Ice Artifact Set
	Shining Light Artifact Set
	Creepy Shadow Artifact Set









Costumes

	Steampunk Chronoblade (Permanent)	Lv 20	
	Hell Slayer's Bow (Permanent)	Lv 20	
	Pumpkin Witch/Knight Hat (Permanent)	Lv 20	Unisex    
	Pumpkin Witch/Knight Costume (Permanent)	Lv 20	Unisex    
	Pumpkin Witch/Knight Costume Wings	Lv 20	Any class
	Pixie Costume Hat (Permanent)	Lv 20	Unisex    
	Pixie Costume (Permanent)	Lv 20	Unisex    
	Pixie Costume Wings	Lv 20	Any class
	Tropical Hat (Permanent)	Lv 20	Unisex    
	Plague Doctor/Nurse Costume (Permanent)	Lv 20	Unisex    
	Chrome Digizoid Silverhead (Permanent)	Lv 20	Unisex    
	Love Costume Wings	Lv 20	Any class
	Oceanic Costume Wings	Lv 20	Any class
	Bee Costume Wings	Lv 20	Any class
	Shuriken Costume Wings	Lv 20	Any class

*Remember, this is just a suggestion. For more options, check out our Wiki

	Surf board	Lv 20	Any class
	Death Lancer Costume Murderwings	Lv 20	Wing Wing Wing Wing Wing
	Lord Morcos Costume Wings	Lv 20	Any class
	Lady Calvina Costume Wings	Lv 20	Any class
	Lord Berios Costume Wings	Lv 20	Any class
	Lord Hatus Costume Wings	Lv 20	Any class
	Infinite Spiritinfused Costume Wings	Lv 20	Any class
	Overlord Paimon Costume Wings	Lv 20	Any class

Specialist Wings

	Blazing Fire Wings (ALL ELEMENTS)	 Blazing Fire Wings
	[PvE] Royal Fire Wings (ALL ELEMENTS)	 [PvE] Royal Fire Wings
	Golden Wings	 Golden Wings
	[PvE] Autumn Wings	 [PvE] Autumn Wings

**Remember, this is just a suggestion. For more options, check out our Wiki*

These are just foundational recommendations for each role. There's plenty of room for customization based on your class, playstyle, and your group's strategy. Don't hesitate to experiment and adapt your loadout to the specific demands of each raid.





Synergy with Pets and Partners

Once your roles and gear are set, it's time to **enhance your strategy** using **support pets and partners**. These allies provide key bonuses that can make a real difference in Hardcore Raids.





















Depending on your role, different combinations can boost your survivability, increase your damage output, debuff enemies, or offer healing and utility support.



For the TANK role













Pets and companions that increase defense, reduce incoming damage, or improve aggro control—perfect for becoming an unbreakable front-line wall.

Pets

	Leo the Adorable	 Leo's Blessing		
	Turtlecopter	 Turtlecopter		
	Golden Lamb	 Golden Lamb Blessing		
	Golden Sheep	 Golden Sheep Blessing		
	Golden Fleece	 Golden Fleece Blessing		















**Remember, this is just a suggestion. For more options, check out our Wiki*

Partners

	Menelao	 Menelao's Blessing		
	Ninja	 Ninja Blessing		
	Princess Sakura	 Sakura's Blessing		

**Remember, this is just a suggestion. For more options, check out our Wiki*

Partner Specialist Cards

	Frankenstein	
	Bone Warrior	
	Maru	
	Little Princess Venus	
	Palina Puppet Master	
	Nelia Nymph	
	Ice Princess Eliza	

**Remember, this is just a suggestion. For more options, check out our Wiki*

**Buffing your
stamina! Time to
tank without fear!**



















For the **HEALER/DEBUFFER**

Allies that boost healing, reduce cooldowns on support abilities, or apply debuffs to enemies—essential for keeping the team alive and weakening threats.













Pets

	Moss Gloop	 Moss Gloop Blessing		
	Black Ink Rabbit	 Black Ink Rabbit's Blessing		
	Loving Raccoon Bird	 Loving Raccoon Bird's Blessing		
	Docile Mini Snowball	 Docile Mini Snowball's Blessing		
	Kodama	 Kodama Blessing		
	Phaongbi	 Phaongbi's Blessing		
	Chick Norris	 Chick Norris Blessing		
	Spring Flower	 Spring Flower Blessing		
	Loving Seraphim	 Loving Seraphim Blessing		
	Blizzard Wolf	 Blizzard Wolf Blessing		
	Seraphim	 Seraphim Blessing		
	Bellion	 Bellion's Blessing		
	Exterminator Bushi			
	Sick Bushtail			
	Aqua Bushtail			
	Super Santa Bushi			
	Super Pumpkin Bushi			
	Pirate Bushi			

Partners

	Jennifer		Jennifer's Blessing		
	Petal Fairy		Petal Fairy Blessing		
	Wintry		Wintry's Blessing		
	Erenia		Erenia's Blessing		

Partner Specialist Cards

	Archangel	
	Akhenaton the Cursed Pharaoh	
	Pirate Captain	
	Mad March Hare	
	Orkani	
	One-Winged Perti	

**Remember, this is just a suggestion. For more options, check out our Wiki*





























































For the **DPS** role

Pets and companions that enhance damage output, apply offensive debuffs, or trigger bonus effects on hit—ideal for maximizing your offensive potential.

Pets

















	Sleepy Koala		Koala's Blessing		
	Seraphim		Seraphim Blessing		
	Lunastra, the blue flame		Lunastra's Blessing		
	Bellion		Bellion's Blessing		
	Black Alzanor		Alzanor's Blessing		

Partners

	Cupid		Cupid Blessing		
	Petal Fairy		Petal Fairy Blessing		
	Wintry		Wintry's Blessing		
	Leona		Leona's Blessing		
	Death Lancer		Death Lancer Blessing		
	Zenas		Zenas' Blessing		
	Erenia		Erenia's Blessing		
	Fernon		Fernon's Blessing		
	Belial		Belial's Blessing		

**Remember, this is just a suggestion. For more options, check out our Wiki*

Partner Specialist Cards

	Shinobi	
	Akhenaton the Cursed Pharaoh	
	Lucy Lovely	
	Foxy	
	Lotus	
	Orkani	
	Cowgirl Chloe	
	Wood Elf Archer Forga	

**Remember, this is just a suggestion. For more options, check out our Wiki*

**All damage, all
the time!**





REWARDS



Last but certainly not least, let's talk about what everyone's here for: the rewards you can earn in Hardcore Raids!

Before diving in, it's important to distinguish the different types of rewards based on how they're obtained:



Completion Rewards



Crafting Rewards



Competitive Rewards

Higher rankings



TOP 1



ACT 5



ACT 6



ACT 7



ACT 8

